

# Control Head Cable Specifications

<b>Micro Adjust</b> 					
<b>Twist Lock</b> 					
<b>Non Lock</b> 					
<b>Non Lock</b> 					

	Extended Dimensions	Non Lock VLD	Non Lock LD	Twist Lock	Micro Adjust	
<b>VLD</b> 	<u>Travel "A"</u> 1" 4.94" 2" 6.94" 3" 8.94"	81V32 81V42 86V32 86V42	-----	51V32 51V42 56V32 56V42	21V32DF 21V42DF 26V32DF 26V42DF	EXT UTL
<b>VLD</b> 	<u>Travel "A"</u> 1" 4.25" 2" 6.25" 3" 8.25"	81V33 81V43 86V33 86V43	-----	51V33 51V43 56V33 56V43	21V33DF 21V43DF 26V33DF 26V43DF	EXT UTL
<b>LD</b> 	<u>Travel "A"</u> 1" 5.18" 2" 7.18" 3" 9.18"		91L32 91L42 96L32 96L42	51L32 51L42 56L32 56L42	21L32DF 21L42DF 26L32DF 26L43DF	EXT UTL
<b>LD</b> 	<u>Travel "A"</u> 1" 4.56" 2" 6.56" 3" 8.56"		91L33 91L43 96L33 96L43	51L33 51L43 56L33 56L43	21L33DF 21L43DF 26L33DF 26L43DF	EXT UTL
<b>VLD</b> 		CA215		CA217	CA219	UTL
<b>LD</b> 			CA216	CA218	CA220	UTL

# Control Head Cable Order Code

## Cablecraft® Ordering Codes

2 - 1 - L - 3 - 2 - DF - (6) - 3 - 120 /

### Control Head Type

- 2 = Micro Adjust
- 5 = Twist Lock with 2.38" Plastic Handle
- 6 = Twist Lock with 3.5" Metal Handle
- 7 = Non-Locking with 3/8"-24 UNF Mounting
- 8 = Non-Locking with 7/16"-20 UNF Mounting
- 9 = Non-Locking with 5/8"-18 UNF Mounting

### Cable Type

- 1 = Low Friction - EXT
- 3 = Low Friction
- 6 = Utility
- 9 = Bristow

### Cable Size

- V = Very Light Duty
- L = Light Duty

### Stainless Steel Options

- 0 = Carbon Steel Fittings
- 3 = with Stainless Steel End Rod
- 4 = with Stainless Steel End Rod, Support Tube and Innermember Armor

### Output End Fittings

- 2 = Threaded Twist On
- 3 = Grooved Twist On
- 4 = Threaded Swaged
- 5 = Grooved Swaged
- 6 = Closed End Swaged

### Micro Adjust only Cable Options

- D = Disconnect Feature
- F = Friction Lock Accessory

### Seal Options (Use this number only if requesting optional seals)

- 5 = Improved Model 5 Wiper Seal is Standard on Low Friction - EXT & Utility
- 6 = Model 6 Wiper Seal, Optional on All Controls

### Cable Travel — 1" - 3" (For Output Fittings Style 2 & 3 Only)

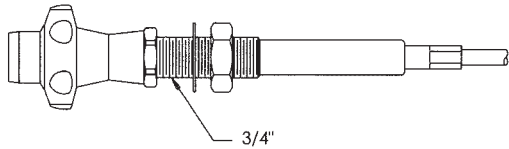
### Overall Length — (See overall length dimension points indicated on each illustration)

### Knob Option — (For Control Head Types 7, 8 and 9, see page 14 for handle options)

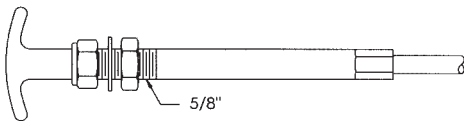
# Control Heads Commercial

Factory assembled, trim-to-length, with stainless steel solid wire innermember. Up to 3" travel, 5" minimum bend radius and 20 lb pull load rating.

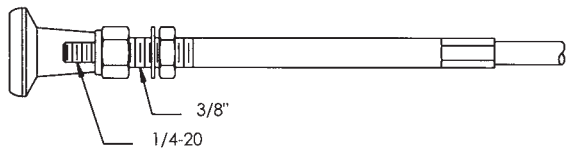
**Micro Adjust**  
 Part No. 29V00-L (without Friction Lock)  
 Part No. 29V000F-L (with Friction Lock)



**Twist Lock**  
 Part No. 59V00-L



**Non Lock (shown with 306 knob)**  
 Part No. 79V00-L



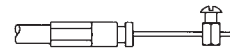
**Twist-On Conduit Ends**  
 (Standard for Control Heads on left)  
 Part No. 161-775 (3/8" Dia.)



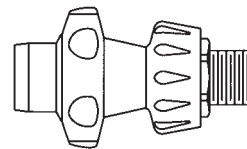
**Optional for Control Heads on left**  
 3/8-24 UNF, Part No. 161-581



**Optional for Control Heads on left**  
 3/8" Dia., Part No. 161-579

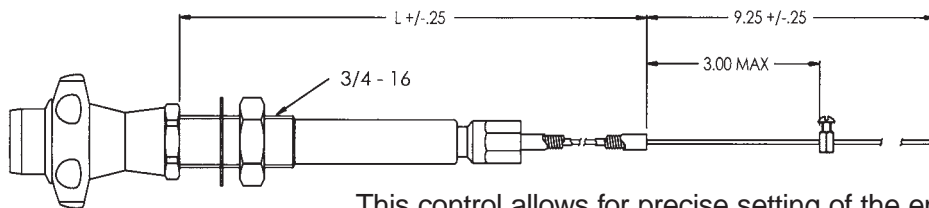


**Friction Lock Kit**  
 Part No. 165-510-215



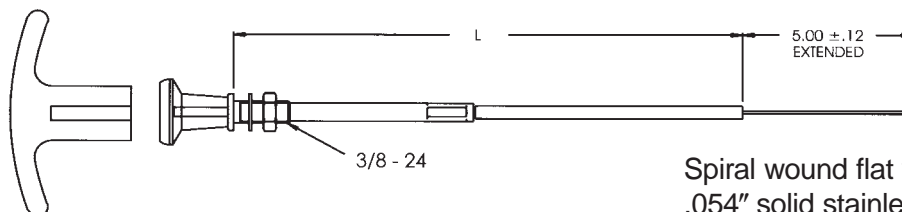
For part number 29V00. Includes adjustment ring and compression washer.

**Truck Throttle Control**  
 Part No. 286-009-L ("L" = Length)



This control allows for precise setting of the engine RPM when the PTO is engaged or as a manual control of the idle position during engine warm up (Friction Lock optional).

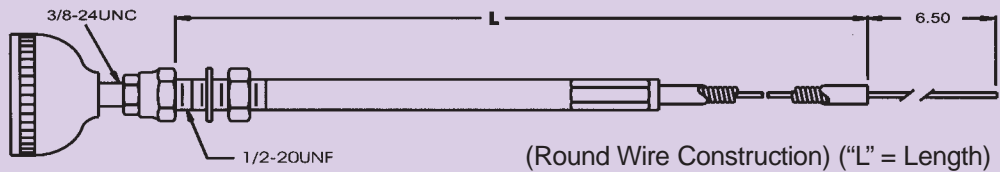
**Non-Locking, Non-Rotating Control Head**  
 Part No. 165-437-L Black Knob ("L" = Length), Part No. 165-438-L Black T-Handle ("L" = Length)



Spiral wound flat wire conduit  
 .054" solid stainless innermember

# Control Heads PTO Cables

## Standard Replacement PTO Control Cable Part No. 872-507-L

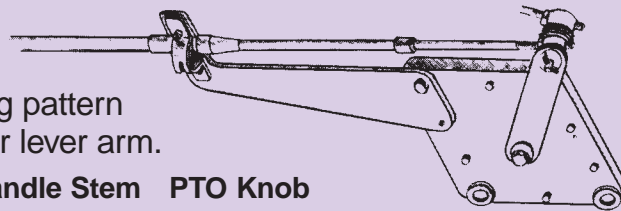


The quality replacement cable for power take-off control that equals or surpasses original equipment standards. Adaptable to mounting brackets of Muncie®, Chelsea® and similar cable-actuated PTOs.

## PTO Cable Attachment Kit (For use with non lock control head)

*Cable and handle sold separately.*

Attach your custom-built cable to Chelsea® or similar PTO units with the same mounting pattern that have a 3 inch hole-center to hole-center lever arm.



Attachment Kit	Cable Size	Cable P/N	Handle Stem	PTO Knob
175-600-004	VLD	86V33-3-Length	1/4-28	165-183-001
175-600-005	LD	96L33-3-Length	5/16-18	165-183-003

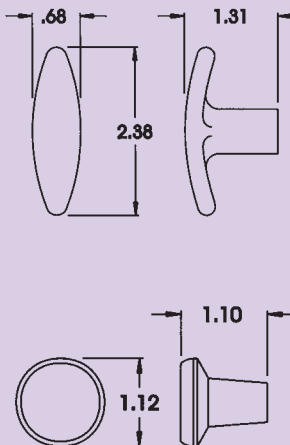
## Optional Knobs for Non Lock Control Heads

Part numbers shown below are of reinforced black nylon. Specify knob in part number for all non-locking controls (included in price).

Inscription	Part Number		
	1/4-20	1/4-28	5/16-18
None	005	014	013
STOP	015	016	
SHUTOFF	002	008	018
THROTTLE	019	020	

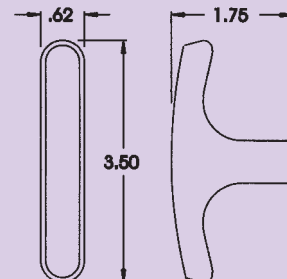
  

Inscription	Part Number	
	1/4-20	1/4-28
None	306	308
STOP	317	314
SHUTOFF	318	
THROTTLE		321
CHOKE	309	
OPEN		324
CLOSE		326



Cast aluminum oversize T-handle (not included in price).

Inscription	Part Number		
	1/4-20	1/4-28	5/16-18
None	201	202	203



Not Shown: Same handle for Twist Lock Control Head  
Handle 300-057-008  
Set Screw 175-405-144